

Safety Device according to EN 730-1, ISO 5175

Model: **SIMAX-8**



For protection of Tapping Points, Distribution Lines and Gas Manifold Systems.



In large gas supply systems the single tube system parts or building sections can be protected separately. The model Si-max-8 is a parallel connection of eight DG91N and can be used on Tapping Points, Distribution Lines as well as on Gas Manifold Systems.

Safety elements:

Gas non-return valve	NV
Flame arrestor	FA
Thermal cut-off valve	TV

Dust filter promotes long shelf-life

Threads:

In accordance with EN 560, ISO 3253 or country specific connections

Fuel Gas: G1" RH

Oxygen/Compressed Air: G1" RH

For additional connections please contact IBEDA.

Gas-Types:

Acetylene (A), Town Gas (C), Ethylene (E), Hydrogen (H), Natural Gas (Methane) (M), Propane (P), Oxygen (O), Compressed Air (D)

Working pressure:

A 1.5 bar ; H 4.0 bar ; CEMP 5.0 bar ; DO 15.0 bar

Measure and weight:

diameter: 114,00 mm

length: 178,00 mm

weight: 592,00 g

Maintenance:

The safety devices have to be tested by a qualified and authorised person at regular intervals according to country specific regulations. They have to be tested for gas tightness and gas return at least once a year.

Design:

Other materials and surface finishing on request.



Safety Device according to EN 730-1, ISO 5175

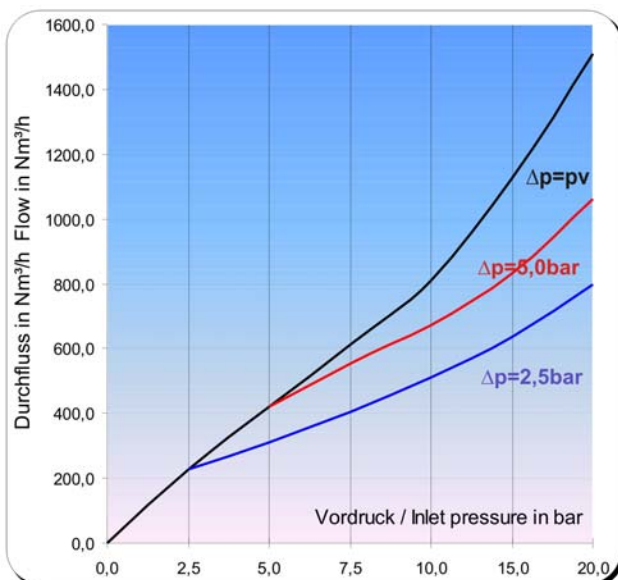
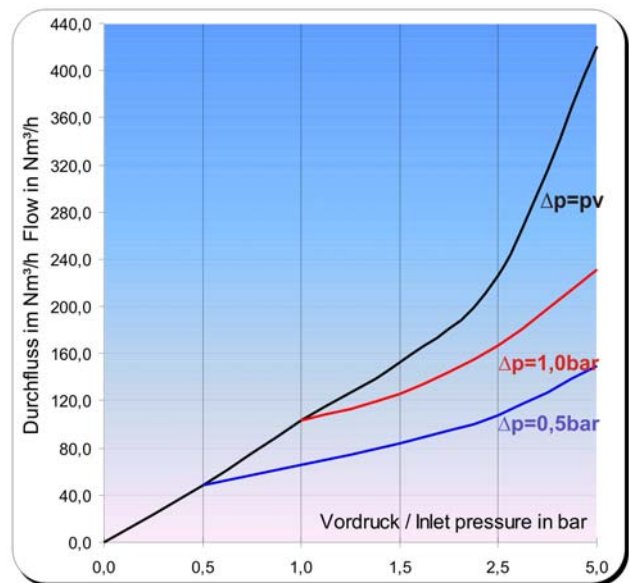
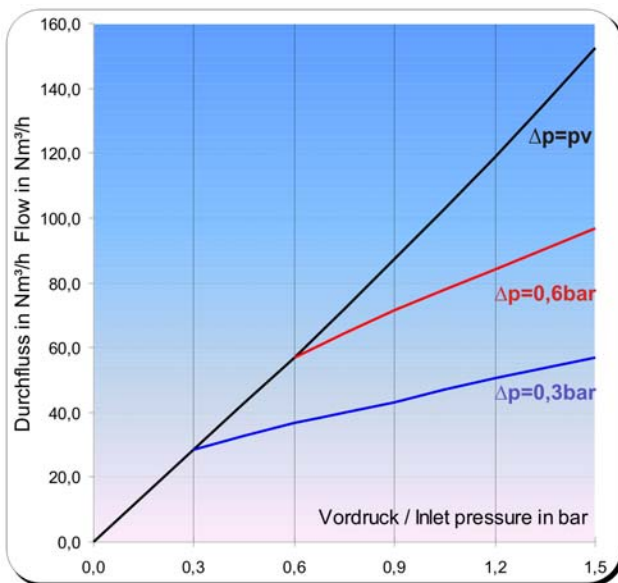
Model: **SIMAX-8**

Flow rates:

p_v = Primary pressure

p_h = Secondary pressure

Δp = Primary pressure minus Secondary pressure



Conversion Factors

Gas type	Code	Pressure units:
Acetylen	A	1MPa = 10bar
Oxygen	O	1bar = 14,503psi
Hydrogen	H	1MPa = 145,03psi
Air	D	1bar = 100kPa
Natural Gas, Methane	M	1m³ = 35,32 ft³/h
Propane	P	
Ethene	E	

Flow rate

Air	Air	1,00
Air	Acetylen	1,20
Air	Butane	0,86
Air	Natural Gas	1,25
Air	Methane	1,40
Air	Propane	0,90
Air	Oxygen	0,95
Air	Hydrogen	2,50
Air	Ethene	1,02



CERTIFIED SAFETY.
Worldwide!